



Symbol or Keyword(s)

Markets News Analysis Our Shows Stock Picks Portfolios Watchlists Rankings Screeners Tools Our Services

UNTIL MAY 28 it now!

Homepage > Equities > Italy > Borsa Italiana > D'Amico International Shipping S.A. > News > Summary DIS LU0290697514

D'AMICO INTERNATIONAL SHIPPING S.A. (DIS)

Add to my list

Report

Real-time Borsa Italiana - 09:46:52 15/05/2023 BST

0.3625 EUR -2.55%



05/12 D'Amico International Shipping S.A. Reports Earnings Results for the First Quarter E... CI
05/11 Transcript : D'Amico International Shipping S.A., Q1 2023 Earnings Call, May 11, 2023 CI
05/11 D'amico International Shipping S A : DIS_Q1 2023 ResultsMay 11th, 2023 PU

World Eur



Summary Quotes Charts News Ratings Calendar Company Financials Consensus Revisions Funds

Summary | Most relevant | All News | Other languages | Press Releases | Official Publications | Sector news

Days 13 : Hours 15 : Minutes 10 : Seconds 48

40% OFF all subscriptions*
Get it now!
*See terms & conditions on the website

D'Amico International Shipping S A : DIS_Q1 2023 ResultsMay 11th, 2023

05/11/2023 | 12:14pm BST

PRESS RELEASE

The Board of Directors of d'Amico International Shipping S.A. approves Q1 2023 Results:

'DIS RECORDED VERY STRONG CONSOLIDATED RESULTS IN THE FIRST QUARTER OF 2023, WITH

NET PROFIT OF US\$ 54.1M, EBITDA OF US\$ 76.4M

AND CASH FLOW FROM OPERATING ACTIVITIES OF US\$ 99.2M.

VERY SOLID FINANCIAL STRUCTURE, WITH CASH AND EQUIVALENTS OF US\$ 155.2M AND NET

DEBT (EXCLUDING IFRS16) TO FLEET MARKET VALUE RATIO OF ONLY 27.2%,

AT THE END OF THE PERIOD.'

FIRST QUARTER 2023 CONSOLIDATED RESULTS

- Time charter equivalent earnings (TCE) of US\$ 106.3 million (US\$ 42.8 million in Q1'22)
- Total net revenue of US\$ 107.5 million (US\$ 44.0 million in Q1'22)
- Gross operating profit/EBITDA of US\$ 76.4 million (71.1% on total net revenue) (US\$ 17.8 million in Q1'22)
- Net result of US\$ 54.1 million (US\$ (6.5) million in Q1'22)
- Adjusted Net result (excluding non-recurring items) of US\$ 56.5 million (US\$ (4.0) million in Q1'22)

carrefour.it
La tua spesa online

SCOPRI LE NOSTRE OFFERTE ANCHE PER LA TUA SPESA ONLINE

SCOPRI DI PIÙ

iper

Financials USD

Sales 2023	391 M	Capitalization	494 M
Net income 2023	127 M	EV / Sales 2023	1,97x
Net Debt 2023	275 M	EV / Sales 2024	2,38x
P/E ratio 2023	4,49x	Nbr of Employees	617
Yield 2023	2,48%	Free-Float	32,9%

» More Financials

Chart D'AMICO INTERNATIONAL SHIPPING S.A.

FTSE 100
DAX
CAC 40
SMI
EURO S
S&P 500
DOW JC
NASDAQ
MSCI CI
TOPIX
MSCI E
MSCI W

Pre-r
DOW JON
+0.32%

» More Inc

My Watchli

GLENC
RIO TIN
ALPHAE
LVMH M
INTEL C

META PI
NETFLI
AMAZO
ADVANC
TESLA,

» My lists

Rankings

CURRY:
SPEEDY
NICHOL
DIPLOM
JPMOR
OXFORI
IG DESI
THE BIC
NORTH
VIDEND



December 2022

Luxembourg - May 11th, 2023 - The Board of Directors of d'Amico International Shipping S.A. (Borsa Italiana: "DIS") (hereinafter: "the Company", "d'Amico International Shipping" or the "Group"), a leading international marine transportation company operating in the product tanker market, today examined and approved the Company's first quarter 2023 consolidated financial results.

MANAGEMENT COMMENTARY

Paolo d'Amico, Chairman and Chief Executive Officer of d'Amico International Shipping commented:

'I am pleased to report DIS' consolidated financial results for the first quarter of 2023, in which we achieved a very strong Net profit of US\$ 54.1 million (or US\$ 56.5 million excluding some non-recurring items) compared with a Net loss of US\$ (6.5) million recorded in Q1'22.

The product tanker market has remained very strong in recent months, though with significant volatility. In fact, Clarksons has recently estimated current fleet capacity utilization at 91%, and with such tightness, even minor temporary or regional changes in demand can have a significant impact on short-term spot market rates. DIS achieved a daily spot TCE rate of US\$ 36,652 in the first quarter of the year vs. US\$ 12,857 in Q1 2022. At the same time, DIS had 25.2% of its employment days covered at an average daily TCE rate of US\$ 26,367 in Q1 2023 (Q1 2022: 44.5% coverage at an average daily rate of US\$ 14,968). Thus, the Company achieved a total blended daily TCE (spot and time-charter) of US\$ 34,056 in Q1 2023, compared with US\$ 13,796 achieved in Q1 2022. Last year, DIS intentionally refrained from increasing its contract coverage, to increase its spot exposure in a rapidly rising market with strong fundamentals. This has proven to be the right strategy so far and we are now gradually increasing our coverage at very attractive levels.

In the first quarter of the year, oil demand expanded by approximately 0.8 million b/d (q-o-q), mainly thanks to the reopening of the Chinese economy. According to IEA's April report, global oil demand will

1

grow by almost 2.7 million b/d between Q1 and Q4 2023, reaching 103.0 million b/d in the last quarter of the year (2.4 million b/d more than in Q4 2019). China's demand growth is expected to account for approximately 57% of the estimated global gains in the year. In addition, according to the IEA Jet fuel will be the largest source of oil demand growth in 2023 (+1.2 million b/d and +19% year-on-year), reaching 7.3 million b/d, equal to approximately 90% of 2019 levels. In the first three months of 2023, the product tanker market was negatively affected by refinery maintenance activity in the US, which started earlier than usual, mainly due to the impacts of the freezing temperatures experienced at the end of 2022. However, according to a recent outlook issued by the EIA, crude runs should increase by 3.1 mb/d between March and August '23 thanks to the normalization of US throughput and materially higher Chinese volumes. Also, we have recently noticed a decline in refining margins, which we believe is only temporary as the rapid increase in oil consumption expected in the rest of the year, is likely to lead to a recovery in refining profitability from Q3 onwards. On 5 February 2023, the EU sanctions and associated price cap on Russian oil product exports came into force and started to have an impact on the product tanker market towards the end of the quarter. Therefore, Russian exports to Europe have collapsed and those to Asia (Singapore, India, and China), Africa, Turkey, Brazil, and Middle East, have surged. Disruptions to trade flows due to the rerouting of Russian oil to new more distant destinations have significantly increased oil in transit. In fact, shipments from Western Russia to Northwest Europe took around 10 days, while voyages to India and China take approximately 30 to 40 days, respectively.



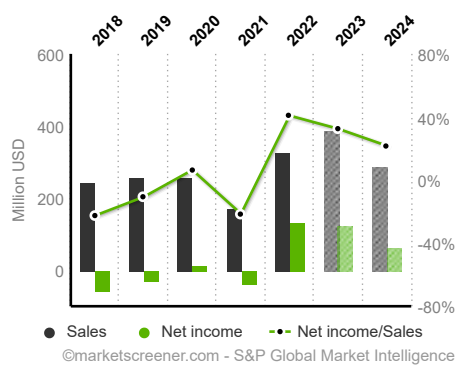
» Full-screen chart

Technical analysis trends D'AMICO INTERNA...

	Short Term	Mid-Term	Long Term
Trends	Bearish	Neutral	Bullish

» Technical analysis

Income Statement Evolution




» More Financials

Consensus

	Sell	Buy
Mean consensus		BUY
Number of Analysts		3
Last Close Price		0,40 \$
Average target price		0,62 \$
Spread / Average Target		53,1%

» Consensus



Financial

» More To

Rankings

- ALFEN I
- EVOTEC
- ALSTOM
- SAMHAI
- PROSU:
- EURON.
- KESKO
- NORDN
- HELLOF
- BBVA

Consumer/Cycl

Industrials

» More To

Currency /



- GBP / USD
- GBP / EUR
- GBP / CHF
- GBP / RUB
- GBP / SEK
- GBP / NOK
- GBP / DKK
- GBP / CAD
- GBP / AUD
- GBP / CNY
- GBP / HKD
- GBP / SGD
- GBP / JPY

» Forex

Commodit



- GOLD
- CRUDE OIL
- CRUDE OIL
- SILVER
- PLATINUM

» Commoc

Cryptocurr



orders for immediate delivery. In addition, tonnage supply growth is expected to be very limited in the coming years and in the segments we operate in (MRs and LR1s), currently estimated by Clarksons at only 0.6% for 2023 (after a very modest 1.4% increase in 2022), amongst the lowest levels ever recorded. Also, according to Clarksons, as at the end of March 2023, 8.3% of the MR and LR1 fleet was over 20 years old (in dwt), 36.9% was more than 15 years old, whilst the current order book in these segments represented only 4.2% of the current trading fleet. Whilst ordering activity has recently increased (mainly in the LR2 segment), market players remain extremely reluctant to order given the increase in new building costs and limited yard availability, with vessels ordered today likely to be for delivery only in H2 2025. In addition, the expected technological change required to meet the increasingly demanding environmental regulations (EEXI and CII, in particular) is further reducing the appetite for new buildings, since such vessels could be obsolete soon after delivery. These new regulations could lead to a further acceleration in the scrapping of old, less efficient tankers and might force some of these vessels to slow-steam to reduce emissions.

In the first quarter of the year, DIS continued to pursue its deleveraging plan, mainly through the gradual exercise of the remaining purchase options on our bareboat chartered-in vessels. I am very proud to report that at the end of March '23, the ratio between our net financial position (excluding IFRS 16) and our fleet market value ratio was of only 27.2% vs. 72.9% at the end of 2018. As we stated several times, we consider a solid financial structure and a low breakeven pillars of our strategy, given the highly cyclical and capital-intensive nature of our business.

As we look with optimism to the next quarters, with a solid Company, a modern fleet, and a highly skilled and motivated team, I would like to thank our Shareholders for their continued trust and support.'

Carlos Balestra di Mottola, Chief Financial Officer of d'Amico International Shipping commented:

'In the first quarter of 2023, DIS posted a consolidated Net profit of US\$ 54.1 million vs. a Net loss of US\$ (6.5) million recorded in the same period of last year. Our adjusted net result (excluding results on disposals and non-recurring financial items, as well as asset impairments, from both periods) was of US\$ 56.5 million in Q1 2023, compared with US\$ (4.0) million in the same quarter of the prior year.

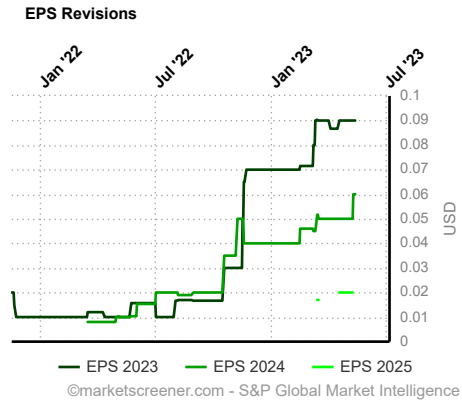
2

In detail, DIS achieved a daily spot TCE rate of US\$ 36,652 in Q1'23 vs. US\$ 12,857 in Q1'22, whilst our period contract coverage was equal to 25.2% of our vessel days at a daily average TCE rate of US\$ 26,367. Therefore, our total daily average TCE rate (which includes both spot and period contracts) was of US\$ 34,056 in Q1 2023 vs. US\$ 13,796 in Q1 2022.

In the first three months of 2023, we achieved an EBITDA of US\$ 76.4 million vs. US\$ 17.8 million in Q1 2022, which together with a positive trend in working capital, led us to generate US\$ 99.2 million in operating cash flow, compared with US\$ 10.2 million in the same quarter of 2022.

Thanks to the strong freight markets of 2022 and to the significant deleveraging plan implemented in the last few years, through vessel disposals and equity capital increases, DIS can now benefit from a very solid financial position. As at the end of March 2023, DIS had a Net Financial Position (NFP) of US\$ 316.1 million and Cash and cash equivalents of US\$ 155.2 million vs. a NFP of US\$ 409.9 million at the end of 2022. DIS' NFP (excluding IFRS16 effects) to FMV ratio was of 27.2% at the end of Q1 2023 vs. 36.0% at the end of 2022 and 72.9% at the end of 2018. As previously communicated, we are currently executing on our plan to gradually exercise the remaining purchase options on our bareboat chartered-in vessels, with the objective of further deleveraging our balance sheet and lowering our breakeven.

- mail15
- BITCOIN
- ETHERE
- RIPPLE
- » Cryptoc



» More Estimates Revisions

Managers and Directors

Paolo d'Amico	Chairman & Chief Executive Officer
Antonio Carlos Balestra di Mottola	Chief Financial Officer & Executive Director
Flemming Carlsen	Chief Operating Officer
Monique I. A. Maller	Independent Non-Executive Director
Marcel C. Saucy	Lead Independent Director

» More about the company

Sector and Competitors

	1st jan.	Capi. (M\$)
D'AMICO INTERNATIONAL SH...	-0.27%	494
ENBRIDGE INC.	-1.53%	77 946
ENTERPRISE PRODUCTS PA...	7.46%	56 363
TC ENERGY CORPORATION	3.63%	42 265
KINDER MORGAN, INC.	-7.08%	37 652
WILLIAMS COMPANIES	-11.00%	35 669

» More Results



financed at very competitive terms. The only balloon which was due to mature in 2024 was instead prepaid last April and should be refinanced in Q3 this year.

DIS has no remaining newbuilding CAPEX, having fully completed its US\$ 755 million long-term investment plan in eco newbuilding tankers, in 2019. In 2023, DIS' investments relate to the exercise of the purchase option for the M/T High Explorer (a time-chartered-in vessel which we expect to be delivered to us in May) for a consideration of US\$30.0 million, as well as to US\$ 14.5 million for maintenance purposes, including the installation of scrubbers on two of our vessels.

Thanks to DIS' financial strength, our proven commercial strategy and a modern and mainly 'eco' fleet, as well as to the positive prospects for our industry, I'm confident we will continue to generate significant positive returns for our Shareholders in the coming quarters and years.'

FINANCIAL REVIEW

SUMMARY OF THE RESULTS IN THE FIRST QUARTER 2023

The product tanker market has remained strong so far in 2023, though with significant volatility and on average slightly below the very firm levels seen at the end of 2022.

The reopening of the Chinese economy from COVID lockdowns has contributed to an acceleration in oil demand growth, which expanded by 810 thousand b/d in the first quarter of 2023. However, the higher Chinese domestic demand also affected product exports which declined by 20% in March relative to the previous month, although still 39% higher year-on-year. The product tanker market in the first few months of 2023 was also negatively affected by refinery maintenance activity in the US, which started earlier than usual, because of the impacts on the sector from the freezing temperatures experienced towards the end

3

of 2022. The refinery turnarounds were also more extensive than usual because some units had delayed maintenance in the fall of 2022 due to the exceptionally strong markets at the time. A big ramp-up in refining activity in the US is expected from April to June '23.

The official EU sanctions on Russian exports, which came into force on 5 February '23, started impacting the market towards the end of the first quarter, with exports to the EU collapsing and those to Turkey (+130 thousand b/d m-o-m in March), the Middle East (+350 thousand b/d m-o-m in March), Africa (+320 thousand b/d m-o-m in March) and Latin America (+80 thousand b/d m-o-m in March), increasing sharply. The resulting increase in ton-miles is expected to be beneficial for the product tankers market.

The one-year time-charter rate is always the best indicator of spot market expectations and as at the end of March 2023 was assessed at around US\$ 31,250 per day for a conventional MR2, with an Eco MR2 assessed at a premium of around US\$ 3,000 per day.

In Q1 2023, DIS recorded a Net profit of US\$ 54.1 million vs. a Net loss of US\$ (6.5) million posted in the same quarter of 2022. Such positive variance is attributable to an improved product tanker market relative to the same period of last year. Excluding results on disposal and non-recurring financial items, as well as the asset impairment, DIS' Net result would have amounted to US\$ 56.5 million in Q1 2023 compared with US\$ (4.0) million recorded in Q1 2022.

DIS generated an EBITDA of US\$ 76.4 million in Q1 2023 vs. US\$ 17.8 million achieved in Q1 2022, whilst its operating cash flow was positive for US\$ 99.2 million in Q1 2023 compared with US\$ 10.2 million generated in the same quarter of last year.



At the same time, 25.2% of DIS' total employment days in Q1 2023, were covered through 'time-charter' contracts at an average daily rate of US\$ 26,367 (Q1 2022: 44.5% coverage at an average daily rate of US\$ 14,968). A good level of time charter coverage is one of the pillars of DIS' commercial strategy and allows it to mitigate the effects of the spot market volatility, securing a certain level of earnings and cash generation even throughout negative cycles. DIS' total daily average rate (which includes both spot and time-charter contracts) was of US\$ 34,056 in the first quarter of 2023 compared with US\$ 13,796 achieved in the same quarter of the previous year.

OPERATING PERFORMANCE

Time charter equivalent earnings were of US\$ 106.3 million in Q1 2023 vs. US\$ 42.8 million in Q1 2022. In detail, DIS realized a daily average spot rate of US\$ 36,652 in Q1 2023 compared with US\$ 12,857 achieved in Q1 2022.

In Q1 2023, DIS maintained a good level of 'coverage'¹ (fixed-rate contracts), securing an average of 25.2% (Q1 2022: 44.5%) of its available vessel days at a daily average fixed rate of US\$ 26,367 (Q1 2022: US\$ 14,968). In addition to securing revenue and supporting the operating cash flow generation, these contracts enabled DIS to strengthen its historical relationships with the main oil majors.

¹ Coverage ratio (%) and daily average covered rate include a bareboat charter out contract on an LR1 vessel owned by d'Amico Tankers d.a.c., inclusive of an assumed daily Opex of US\$ 6,885 (in line with DIS' actual costs), in order to express this bareboat contract in time-charter equivalent terms. The gross revenue of this bareboat contract is reported under 'bareboat charter revenue' in the Income Statement.

4

DIS' total daily average TCE (Spot and Time Charter)² was of US\$ 34,056 in Q1 2023 vs. US\$ 13,796 in Q1 2022.

DIS TCE daily rates	2022					2023
	Q1	Q2	Q3	Q4	FY	Q1
Spot	12,857	28,687	37,159	42,751	31,758	36,652
Fixed	14,968	15,373	15,497	19,957	15,925	26,367
Average	13,796	23,389	30,230	38,294	26,376	34,056

Bareboat charter revenue was of US\$ 1.2 million in Q1 2023 in line with the same period of last year and it relates to the bareboat charter out contract started in October 2021 on one of d'Amico Tankers d.a.c.'s LR1 vessels.

Time charter hire costs. IFRS 16 Leases is effective for annual periods beginning on or after 1 January 2019 and has been adopted by the Company. IFRS 16 substantially changes the Group's Consolidated Financial Statements, significantly affecting the treatment by lessees of contracts which in previous periods were treated as operating leases. With some exceptions, liabilities for payments on contracts previously classified as operating leases are now discounted at the lessee's incremental borrowing rate, leading to the recognition of a lease liability and a corresponding right of use asset (amounting to the liability plus the present value of any restoration costs and any incre-



whose residual term is shorter than 12 months as at that date or for contracts starting later, whose duration is shorter than 12 months from their commencement date. The application of IFRS16 reduced 'charter hire costs' by US\$ 11.0 million in Q1 2023 and by US\$ 12.4 million in Q1 2022, as within the Income Statement, these costs were replaced with other direct operating costs, interest, and depreciation.

Excluding the effect of IFRS 16, DIS' 'time-charter hire costs' would have amounted to US\$ (11.0) million in Q1 2023 compared with US\$ (13.6) million in Q1 2022. In Q1 2023, DIS operated a lower number of chartered-in vessels (8.0 equivalent ships) relative to the same quarter of 2022 (10.0 equivalent ships).

Other direct operating costs mainly consist of crew, technical and luboil expenses relating to the operation of owned vessels, together with insurance expenses for both owned and chartered-in vessels. The adjustment to 'other direct operating costs' arising from the application of IFRS 16 increases such expenses by US\$ 5.0 million in Q1 2023 (US\$ 5.6 million increase in Q1 2022), as within the Income Statement, time-charter hire costs are replaced by other direct operating costs, interest, and depreciation. Excluding the effects of IFRS 16, DIS' 'other direct operating costs' would have amounted to US\$ (19.4) million in Q1 2023 vs. US\$ (15.5) million in Q1 2022. In Q1 2023, the Company operated a larger fleet of owned and bareboat vessels relative to the same period of last year (Q1 2023: 28.0 vs. Q1 2022: 26.1). DIS constantly monitors its operating costs, while focusing on crew with appropriate skills, high SQE (Safety, Quality & Environment) standards and full compliance with very stringent market regulations. Maintaining a 'top-quality' fleet represents an essential part of d'Amico's vision and strategy.

General and administrative costs amounted to US\$ (4.2) million in Q1 2023 vs. US\$ (3.4) million in Q1 2022. These costs relate mainly to onshore personnel, together with office costs, consultancies, travel expenses and others.

2 Total daily average TCE includes a bareboat charter out contract on an LR1 vessel owned by d'Amico Tankers d.a.c., inclusive of an assumed daily Opex of US\$ 6,700 (in line with DIS' actual costs), in order to express this bareboat contract in time-charter equivalent terms. The gross revenue of this bareboat contract is reported under 'bareboat charter revenue' in the Income Statement.

5

Attachments

- [Original Link](#)
- [Original Document](#)
- [Permalink](#)

Disclaimer

d'Amico International Shipping SA published this content on **11 May 2023** and is solely responsible for the information contained therein. Distributed by [Public](#), unedited and unaltered, on **11 May 2023 11:13:42 UTC**.

© Publicnow 2023

All news about D'AMICO INTERNATIONAL SHIPPING S.A.

05/12	D'Amico International Shipping S.A. Reports Earnings Results for the First Quarter Ende..	CI
05/11	Transcript : D'Amico International Shipping S.A., Q1 2023 Earnings Call, May ..	CI
05/11	D'amico International Shipping S A : DIS_Q1 2023 ResultsMay 11th, 2023	PU
05/10	D'Amico exercises option to purchase USD22 million MT High Trader	AN
05/10	D'amico International Shipping S A : DIS_Announces the exercise of a purchase option on MT..	PU
05/02	Europeans mixed; Eurozone inflation accelerates	AN



[Markets](#)

[News](#)

[Analysis](#)

[Our Shows](#)

[Stock Picks](#)

[Portfolios](#)

[Watchlists](#)

[Rankings](#)

[Screeners](#)

[Tools](#)

[Our Services](#)

[» More news](#)



CATEGORIES

[Indexes](#)
[Equities](#)
[Currencies](#)
[Commodities](#)
[Trackers / ETF](#)
[News](#)
[Analysis](#)

FREE SERVICES

[Watchlists](#)
[Virtual Portfolios](#)
[Newsletters and notifications](#)












[New member](#)

SOLUTIONS

[European Portfolio](#)
[USA Portfolio](#)
[Asian Portfolio](#)
[Stock Screener](#)
[Stock Picks](#)
[Investment Themes](#)
[Investment Style](#)

[Subscribe as customer](#)

STOCK EXCHANGE EDITIONS

 [English \(USA\)](#)
 [English \(UK\)](#)
 [English \(Canada\)](#)
 [Deutsch \(Deutschland\)](#)
 [Deutsch \(Schweiz\)](#)
 [Español](#)
 [Français \(France\)](#)
 [Français \(Suisse\)](#)
 [Italiano](#)
 [Nederlands \(Nederland\)](#)
 [Nederlands \(België\)](#)

ABOUT

[Surperformance SAS](#)
[Contact](#)
[Legal information](#)
[Cookie settings](#)

 MarketScreener

